



Manage Your Benefits with a Member Portal Account!

- User-Friendly Design: It's easy to find your claims, benefits, and other important information
- Email us your questions: Save yourself a phone call and email us in our secure portal.
- Mobile Access: No app needed! Just log in from the browser on your mobile device, and the portal will resize to fit your screen.
- Digital ID Card: Show your ID card from your phone or print a paper copy.



Create Your Account Now!

Go to: medplus.veriben.net or scan this QR code with your mobile device



Need Help with the Portal? Call us at (205) 388-5732.

You'll speak with a team member who can assist you with:

- Creating Web Portal Account
- Unlocking Your Portal Account
- Navigating the Portal
- Answering General Portal Questions

The web portal help line is available Monday - Friday, 8 am to 5 pm, Central Time, excluding major holidays.

If you have questions email us at MedPlusPortal@tmhcc.com for assistance with your portal account.


Find step by step instructions on the reverse side of this page

Step-by-Step Member Registration Instructions


Step 1: Go to medplus.veriben.net and click "Create a New Login Account" in this box on the right side of the page.

Are you new here?

Members and Healthcare Providers need to self-register a website account before they can login.


[➔ Create a New Login Account](#) 

Step 2: On the next page, click "Create Member Account" under the Members section on the left side of the page. Click Next.



Members

I need to check my claims, find a doctor or review the benefits for myself or my family

[✓ Create Member Account](#) 

Step 3: On the next page, enter your information exactly as it appears on your ID card. Enter your Member ID with all letters and dashes included.

Enter your information exactly as it appears on your health ID card

First Name*	Preferred Email Address*
<input type="text"/>	<input type="text"/>
	<small>The email address entered will be your username to sign into your Health Portal account.</small>
Last Name*	Confirm Email Address*
<input type="text"/>	<input type="text"/>
Member ID*	Postal Code*
<input type="text"/>	<input type="text"/>

Step 4: Create security questions and set your preferred language and time zone. Click Next.

Security Question 1*

--Select One--

Tip: Use the Alt + down arrow on your keyboard to open the selection options for keyboard-only users.

Secret Answer 1*

Security Question 2*

--Select One--

Tip: Use the Alt + down arrow on your keyboard to open the selection options for keyboard-only users.

Secret Answer 2*

Step 5: Check the box to agree to the Web Confidentiality Agreement. Click Save.

☐ I Agree*

Your Login Account is Created.

Please check your email to set your password
Your email will allow you to activate your account with one click.

Step 5: You will receive an email from HPSmailSvc@VeriBen.net to the email address provided. Click on the link to set your password. You will answer your security questions before you create the password. Please follow the password requirements provided on the screen.

For further assistance with registration, please call (205) 388-5732 or email MedPlusPortal@tmhcc.com.